



On Body Camera Systems

Detective Chris Whigham

Albuquerque Police Department

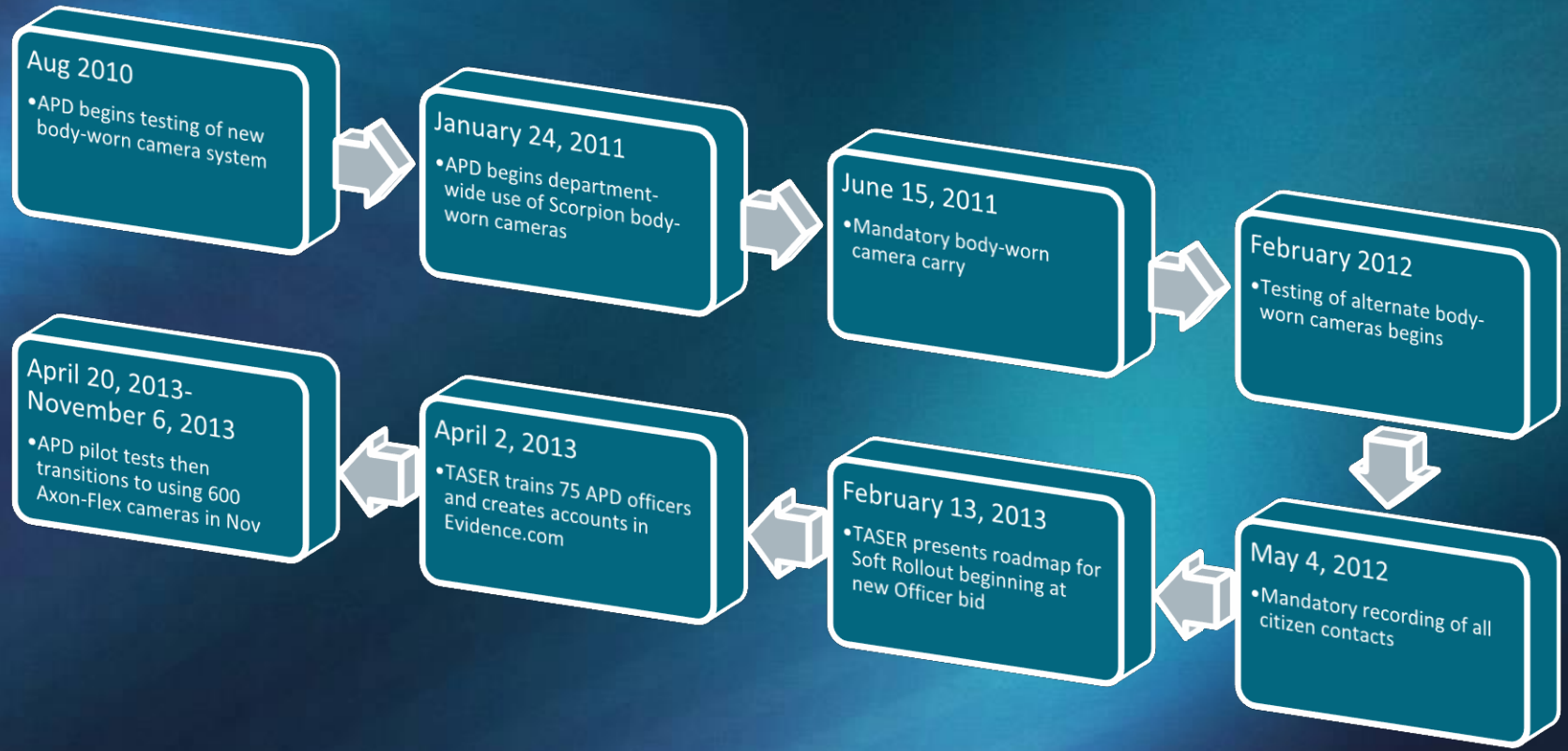


Demonstration Rules of Engagement

- Audience participants.
- Record during this presentation when a disruptive incident occurs.
- Record the entire incident.
- No prompting to start your camera other than the incident itself.

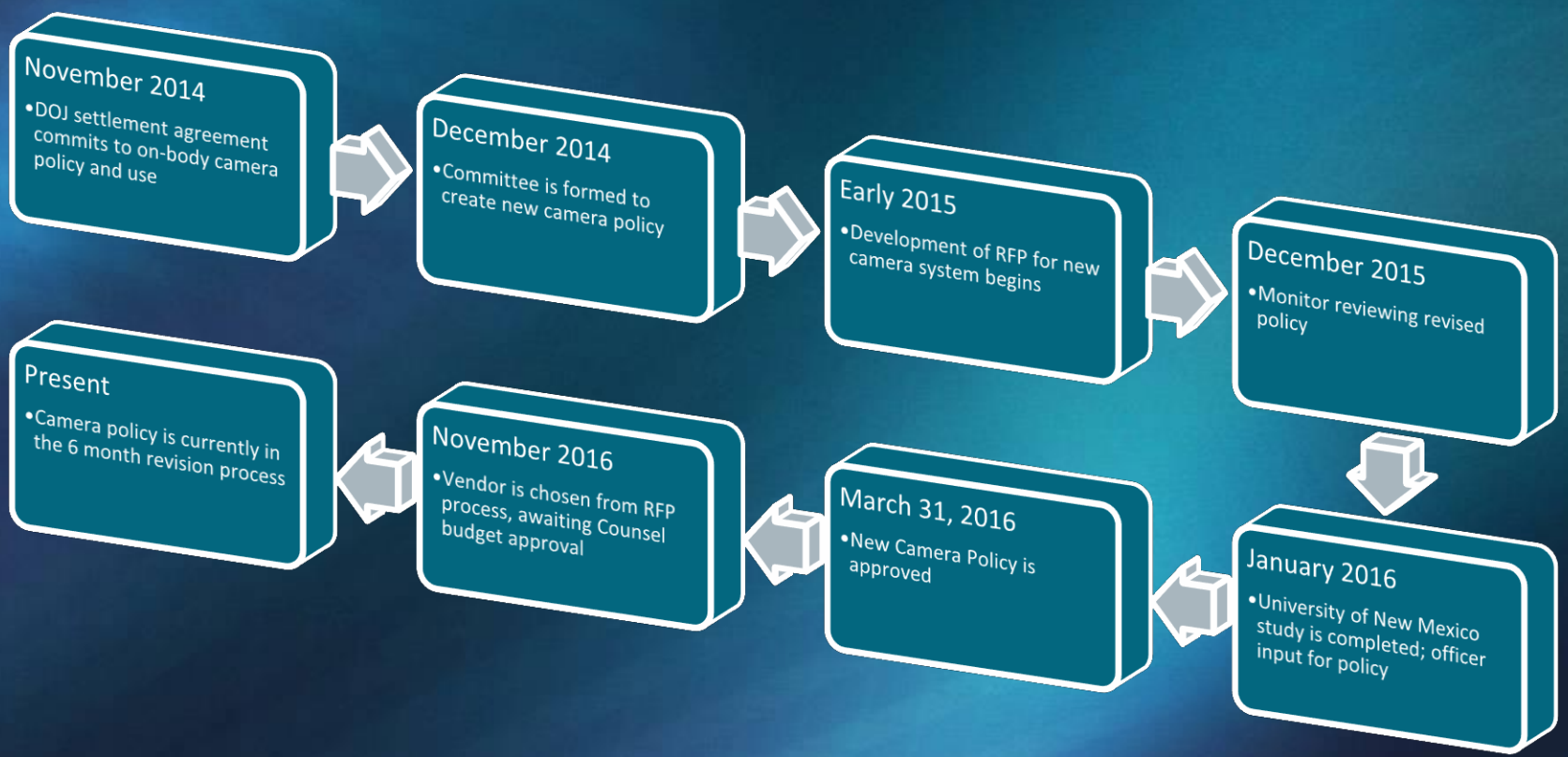


APD On-Body Camera History





APD On-Body Camera History





On Body Camera Policy

- Evidence
 - Recordings that contain content known at the time of the recording, to be associated with criminal activity, are assigned a case number, and are annotated as evidence by the submitting department personnel in the property section of the report.



On Body Camera Policy

- Department personnel shall ensure that recordings are properly categorized and accessible. Recordings shall be classified according to the type of incident or event captured in the footage, date, time, and department personnel.
- Department personnel, including both primary and back-up officers, shall submit all digital media recorded in accordance with this policy, and defined as evidence, in the following manner:
 1. Enter the case number in the following format:
 - a. For 'AP151234567' enter as '15-1234567'
 2. Choose a category from the presented list.
 3. Make an electronic tag into the designated evidence system.
 4. Add the entry into the property section of the report.



University of New Mexico BWC Research Study


- Focused on gathering information from data and officer focus groups to inform quality policy for APD and other departments.
- Findings
 - Overall officers supported the use of cameras.
 - Concerns included:
 - Reliability of the technology
 - How the video is released to and used by the media
 - How the video is used by the local court system
 - Policy, privacy concerns, the current situation in the department regarding the settlement agreement with the federal Department of Justice, and morale.
 - [Report in Brief: http://isr.unm.edu/reports/2016/city-of-albuquerque-on-body-camera-system-research-report-in-brief.pdf](http://isr.unm.edu/reports/2016/city-of-albuquerque-on-body-camera-system-research-report-in-brief.pdf)
 - [Full Study: http://isr.unm.edu/reports/2016/city-of-albuquerque-police-department-on-body-camera-system-research.pdf](http://isr.unm.edu/reports/2016/city-of-albuquerque-police-department-on-body-camera-system-research.pdf)

Guerin, P. (2016). *City of Albuquerque On Body Camera System Research Study*.



Types of Cameras

Evolution from 2010



Collar Mount



Camera/DVR



All video and audio footage is stored in the Camera. The Battery Pack only contains the power source and the controls.

Battery Pack/Controller

Operation LED

Boot up = Solid Red
Buffer = Blinking Green
Record = Blinking Red
Disconnect = Blinking Yellow

Power Port



On/Off Slider

Red = On/Buffering
Pre-Event
Buffering/Pre-Record
is for 30 seconds prior
to double tapping
record button – Video
only during 30 second
buffer then audio and
video.

Event Record

Start – Double
Tap=Double Beep
End – Press and Hold
(3 seconds)=Long
Beep

Battery Status Check

Green – 41%-Full Charge

Yellow – 20%-40%

Red - < 20%



Single Press for
battery status



How Does it Work?

- Basic Operation
- Buffer / Pre-Record



How Does an Officer Upload Video?

- Department Personnel upload via Sync or Docking Station
- Department Personnel are to upload their videos by the end of their subsequent shift



Storing Video/Evidence

- How many videos currently stored – 41.74 TB / 512,444

	Average Per Month
Number of Videos Uploaded	45977.25
Hours of Video Uploaded	6219.56
GB of Video Uploaded	3215.12

- Officer's access
- Chain of custody
- Audit Log



Can Videos Be Altered?

Evidence.com March 2017

Administrator Reference Guide

When you have completed creating or editing a redaction manually or with Smart Tracker, you can extract a redacted video.

An extracted video is a video evidence file that Evidence.com creates from a clip or a redaction. Evidence.com never alters the original video evidence file when you create a clip or a redaction.

The clips and redactions features complement each other. If you have a long video and need to share a redacted segment, it is recommended that you first create a clip, extract a video from the clip, and then redact the extracted video.

Note: Skin Blur redaction cannot be done on clips.

Demo Discussion

- Did you capture the incident in its entirety?
- Did you recall what was discussed during the incident?
- Can you tell me details about the incident?
- Did you capture everything that was expected of you in this controlled demo?
- Reality
 - Now add stress, heat, yelling, blood, elevated heart rate, family emotions, your own emotions, the unknown, fear, gloves, inclement weather, darkness, etc....

Are you still alive???

You may have captured some video, but are you going home tonight?